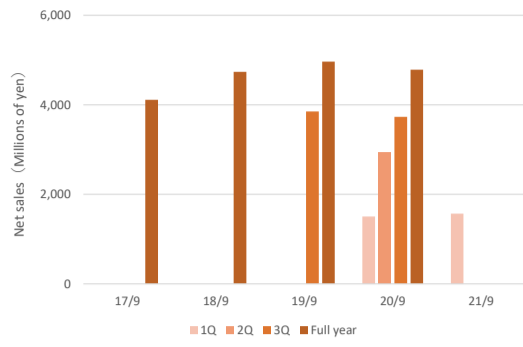
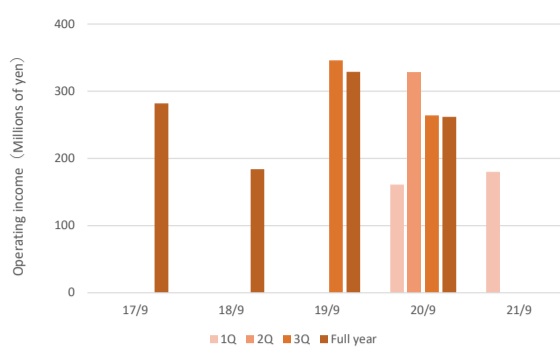


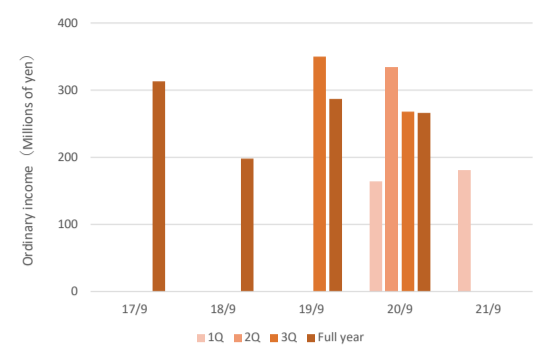
Financial High Lights



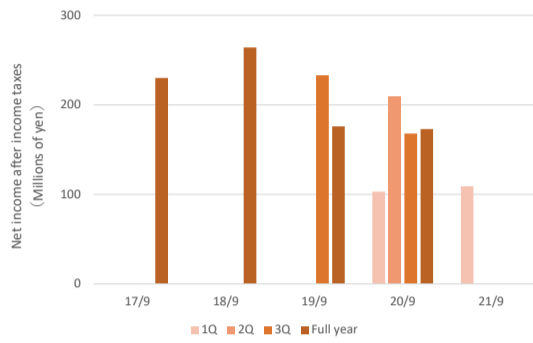
	17/9	18/9	19/9	20/9	21/9
Full year	4,112	4,736	4,966	4,785	
3Q			3,851	3,733	
2Q				2,939	
1Q				1,503	1,567



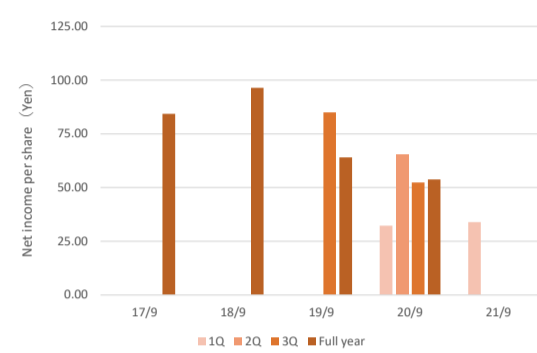
	17/9	18/9	19/9	20/9	21/9
Full year	282	184	329	262	
3Q			346	264	
2Q				329	
1Q				161	180



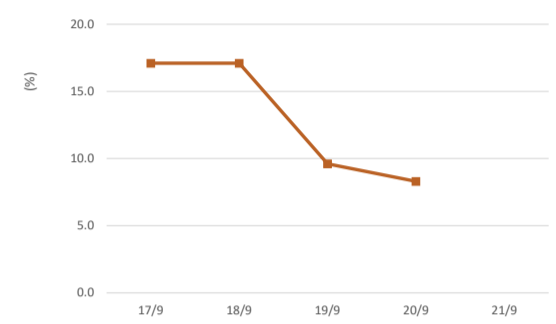
	17/9	18/9	19/9	20/9	21/9
Full year	313	198	287	266	
3Q			350	268	
2Q				334	
1Q				164	181



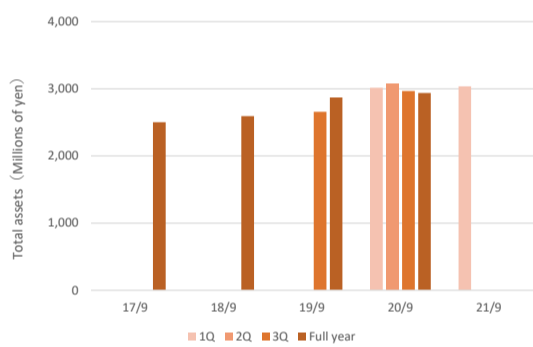
	17/9	18/9	19/9	20/9	21/9
Full year	230	264	176	173	
3Q			233	168	
2Q				209	
1Q				103	109



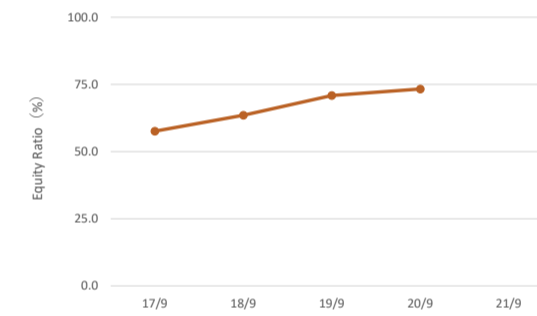
	17/9	18/9	19/9	20/9	21/9
Full year	84.31	96.44	64.02	53.81	
3Q			85.00	52.35	
2Q				65.37	
1Q				32.21	33.91



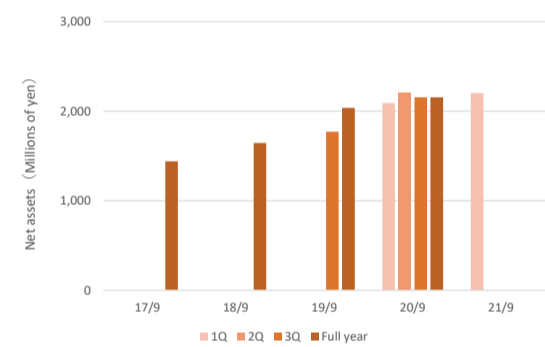
	17/9	18/9	19/9	20/9	21/9
Full year	17.1	17.1	9.6	8.3	



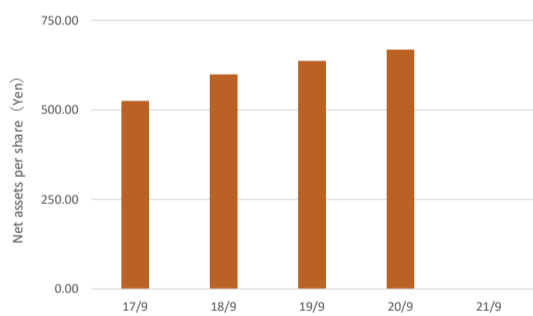
	17/9	18/9	19/9	20/9	21/9
Full year	2,502	2,592	2,871	2,938	
3Q			2,658	2,966	
2Q				3,074	
1Q				3,016	3,037



	17/9	18/9	19/9	20/9	21/9
Full year	57.6	63.5	70.9	73.3	



	17/9	18/9	19/9	20/9	21/9
Full year	1,441	1,644	2,037	2,155	
3Q			1,771	2,155	
2Q				2,201	
1Q				2,091	2,203



	17/9	18/9	19/9	20/9	21/9
Full year	525.17	599.27	636.61	668.34	